

# Student Feedback on Syllabus TERM1 - 2020-2021

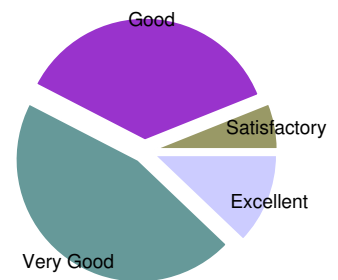
**Selected Classes :** SYBBI,TYBBI,FYBBI

**Feedback About :** FM,POM,FC III,Be I,DT,Auditing,FA I,RM,FSM,EVNMFS,MA,SM,EMFS,QM I,FC I,FM i,FRP,IBF,IT B AND I I,BC I,MOCK TEST FY COMMERCE 1 DEC 2020,MOCK TEST SY COMMERCE 1 DEC 2020,Financial Management I UGBBI301,Management Accounting Tools AND Techniques UGBBI302,Financial Reporting AND Analysis Corporate Banking AND Insurance UGBBI501,Auditing I UGBBI502,Environment and Management of Financial Services UGBBI101,Principles of Management UGBBI102,Business Communication I UGBBI104,Financial Accounting I UGBBI103,3,UGBBI301 Financial Management I EXT 2020,UGBBI302 Management Accounting Tools AND Techniques EXT 2020,UGBBI303 Risk Management EXT 2020,UGBBI304 Information Technology in Banking AND Insurance I EXT 2020,UGBBI305 Foundation Course III An overview of Banking Sector EXT 2020,UGBBI306 Financial Market EXT 2020,UGBBI307 Direct Taxation EXT 2020,UGBBI501 Financial Reporting and Analysis Corporate Banking nad Insurance EXT 2020,DRY RUN TYBBI,UGBBI502 Auditing I EXT 2020,UGBBI503 Strategic Management EXT 2020,UGBBI504 Financial Service Management EXT 2020,UGBBI505 International Banking and Finance EXT 2020,UGBBI506 Research Methodology EXT 2020,1,BE I,IT I,FRA

## Depth of Course Content

Excellent	4
Very Good	15
Good	12
Satisfactory	2
Unsatisfactory	0
<b>Total Respondants</b>	<b>33</b>

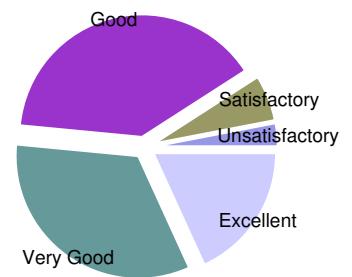
Average Score 7 out of 10
Satisfaction Index 100 %



## Extent of Coverage of Course

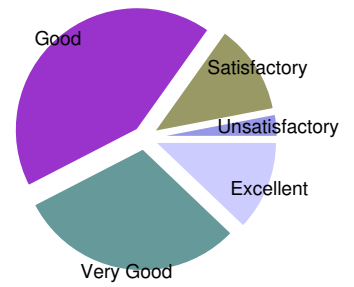
Excellent	6
Very Good	11
Good	13
Satisfactory	2
Unsatisfactory	1
<b>Total Respondants</b>	<b>33</b>

Average Score 7 out of 10
Satisfaction Index 96.97 %



Applicability to Industry & Social Relevance

Excellent	4	<table border="1"> <tr> <td>Average Score</td> <td>7 out of 10</td> </tr> <tr> <td>Satisfaction Index</td> <td>96.97 %</td> </tr> </table>	Average Score	7 out of 10	Satisfaction Index	96.97 %
Average Score	7 out of 10					
Satisfaction Index	96.97 %					
Very Good	10					
Good	14					
Satisfactory	4					
Unsatisfactory	1					
<b>Total Respondants</b>	<b>33</b>					



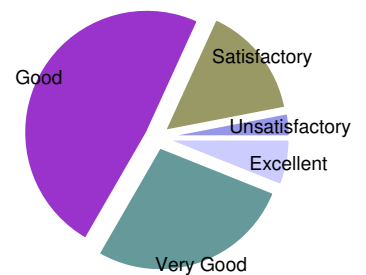
Relevance to Information Source like Library Facility Internet Facility.

Excellent	4	<table border="1"> <tr> <td>Average Score</td> <td>7 out of 10</td> </tr> <tr> <td>Satisfaction Index</td> <td>100 %</td> </tr> </table>	Average Score	7 out of 10	Satisfaction Index	100 %
Average Score	7 out of 10					
Satisfaction Index	100 %					
Very Good	8					
Good	17					
Satisfactory	4					
Unsatisfactory	0					
<b>Total Respondants</b>	<b>33</b>					



Learning in Terms of Knowledge Concepts Skills & Analytical Abilities

Excellent	2	<table border="1"> <tr> <td>Average Score</td> <td>6 out of 10</td> </tr> <tr> <td>Satisfaction Index</td> <td>96.97 %</td> </tr> </table>	Average Score	6 out of 10	Satisfaction Index	96.97 %
Average Score	6 out of 10					
Satisfaction Index	96.97 %					
Very Good	9					
Good	16					
Satisfactory	5					
Unsatisfactory	1					
<b>Total Respondants</b>	<b>33</b>					



Relevance to increasing Employability

Excellent	2	<table border="1"> <tr> <td>Average Score</td> <td>7 out of 10</td> </tr> <tr> <td>Satisfaction Index</td> <td>96.97 %</td> </tr> </table>	Average Score	7 out of 10	Satisfaction Index	96.97 %
Average Score	7 out of 10					
Satisfaction Index	96.97 %					
Very Good	13					
Good	16					
Satisfactory	1					
Unsatisfactory	1					
<b>Total Respondants</b>	<b>33</b>					



Student Feedback on Syllabus TERM1 - 2020-2021

Overall Rating	
Excellent	4
Very Good	12
Good	14
Satisfactory	3
Unsatisfactory	0
<b>Total Respondants</b>	<b>33</b>

Average Score 7 out of 10
Satisfaction Index 100 %



Note : This is a computer generated document, hence no signature required